

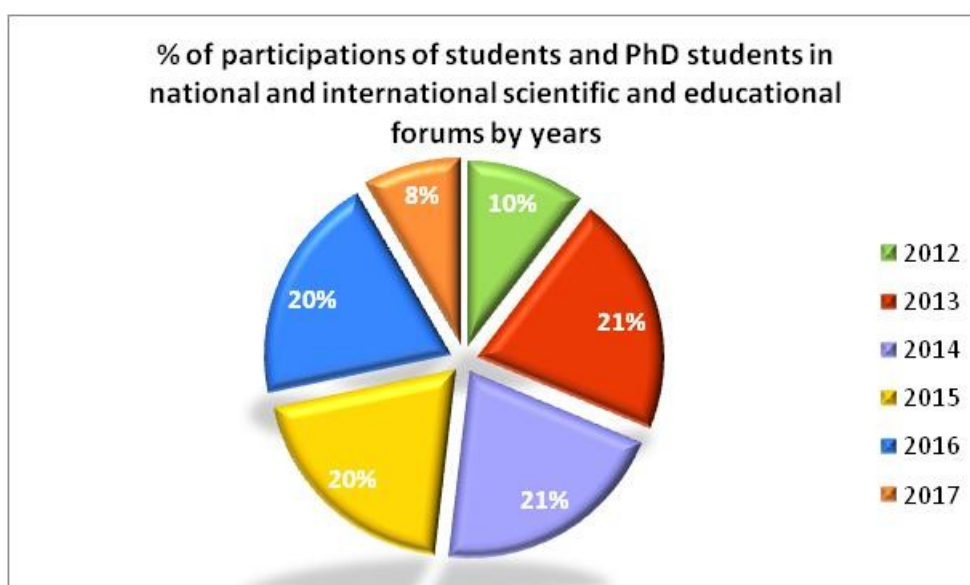
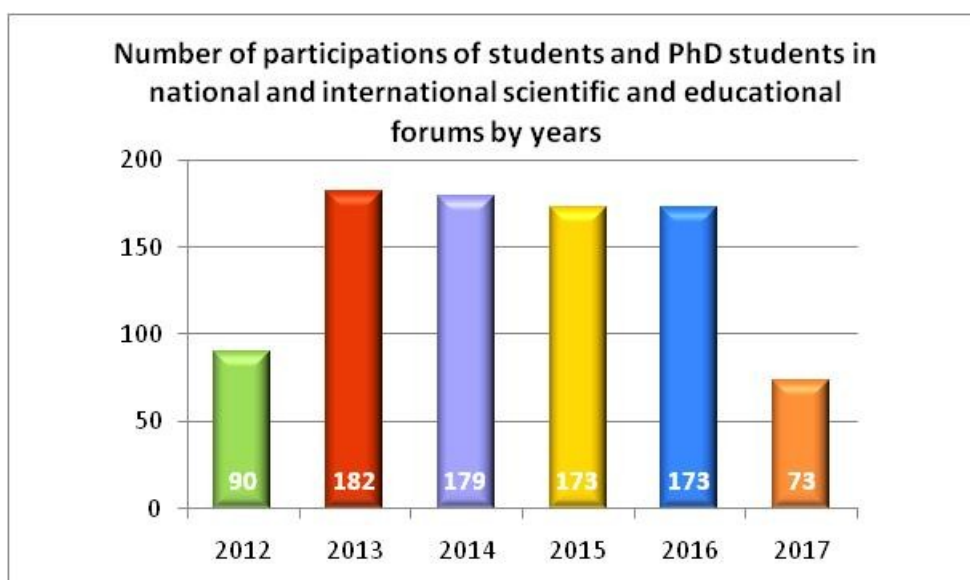
## Students and PhD Students Information

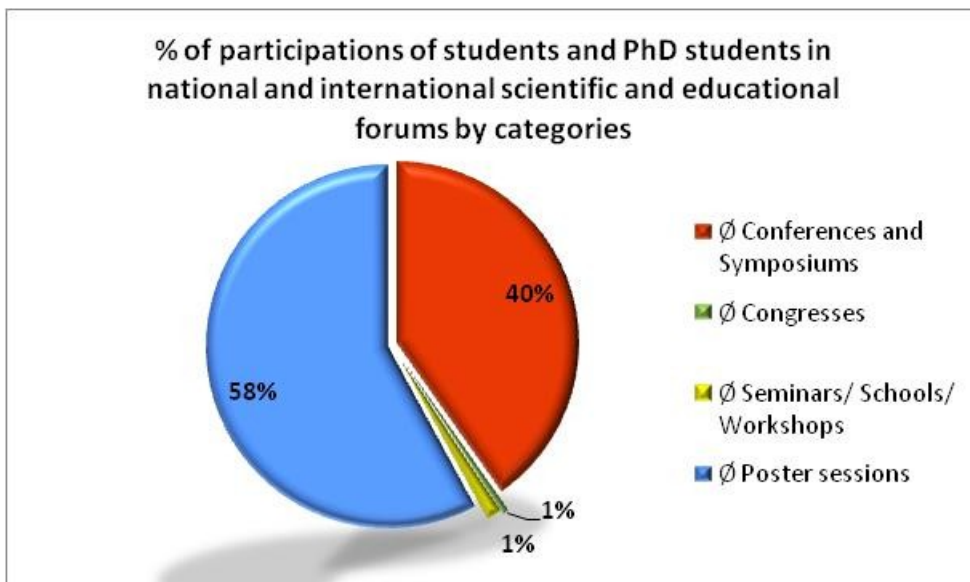
Data for participations of students and PhD students in national and international scientific and educational forums, contracts, international mobility and contracts with R&D department in UCTM.

Description	2012	2013	2014	2015	2016	2017	Total
<b>Number of participations of students and PhD students in national and international scientific and educational forums (total)</b>	<b>90</b>	<b>182</b>	<b>179</b>	<b>173</b>	<b>173</b>	<b>73</b>	<b>870</b>
<i>Ø Conferences and Symposiums (total)</i>	35	77	66	58	50	19	305
<i>Ø Congresses (total)</i>	2	0	0	0	2	0	4
<i>Ø Seminars/ Schools/ Workshops (total)</i>	4	4	2	0	0	0	10
<i>Ø Poster sessions (total)</i>	35	82	82	92	102	46	439
<b>Number of participations in scientific forums in Bulgaria (total) + Erasmus</b>	<b>76</b>	<b>163</b>	<b>150</b>	<b>150</b>	<b>154</b>	<b>65</b>	<b>758</b>
<i>Ø Conferences and Symposiums</i>	35	77	66	58	50	19	305
<i>Ø Congresses</i>	2	0	0	0	2	0	4
<i>Ø Seminars/ Schools/ Workshops</i>	4	4	2	0	0	0	10
<i>Ø Poster sessions</i>	35	82	82	92	102	46	439
<b>Number of participations in scientific forums abroad (total)</b>	<b>14</b>	<b>19</b>	<b>29</b>	<b>23</b>	<b>19</b>	<b>8</b>	<b>112</b>
<i>Ø Conferences and Symposiums</i>	13	12	28	21	16	8	98
<i>Ø Congresses</i>	0	4	0	1	1	0	6
<i>Ø Seminars/ Schools/ Workshops</i>	1	3	1	1	0	0	6
<i>Ø Poster sessions</i>	0	0	0	0	2	0	2
<i>Ø International mobility</i>	5	4	9	4	11	2	35
<b>Number of participations of students and PhD students in national and international contracts</b>	<b>24</b>	<b>22</b>	<b>13</b>	<b>9</b>	<b>14</b>	<b>13</b>	<b>95</b>
<b>Number of participations of students and PhD students in domestic contracts to R&amp;D Department in UCTM</b>	<b>158</b>	<b>158</b>	<b>173</b>	<b>189</b>	<b>157</b>	<b>158</b>	<b>993</b>

**Participations of Students and PhD Students in National and International Scientific and Educational Forums**  
**(Total Data)**

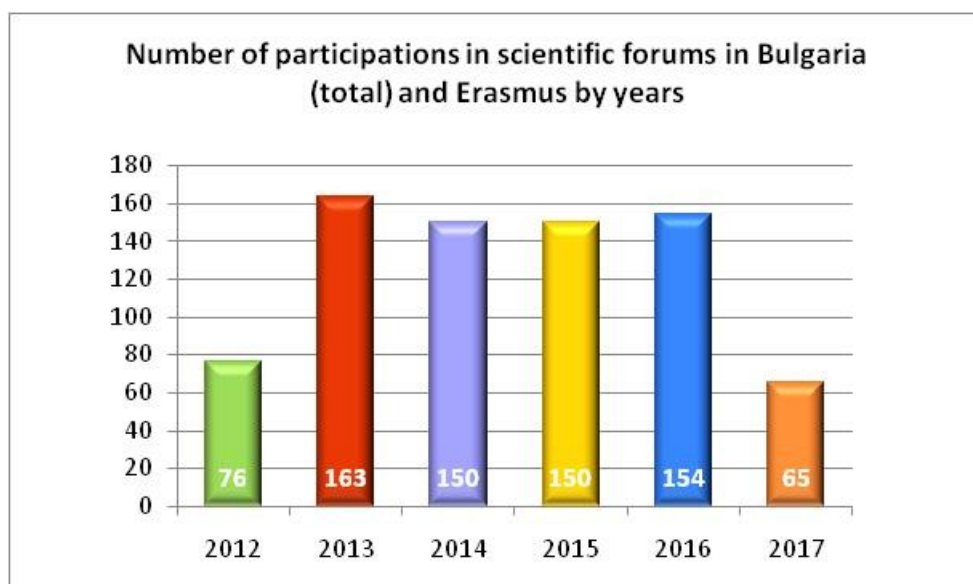
Description	2012	2013	2014	2015	2016	2017	Total
<b>Number of participations of students and PhD students in national and international scientific and educational forums (total)</b>	<b>90</b>	<b>182</b>	<b>179</b>	<b>173</b>	<b>173</b>	<b>73</b>	<b>870</b>
<i>Ø Conferences and Symposiums (total)</i>	35	77	66	58	50	19	305
<i>Ø Congresses (total)</i>	2	0	0	0	2	0	4
<i>Ø Seminars/ Schools/ Workshops (total)</i>	4	4	2	0	0	0	10
<i>Ø Poster sessions (total)</i>	35	82	82	92	102	46	439



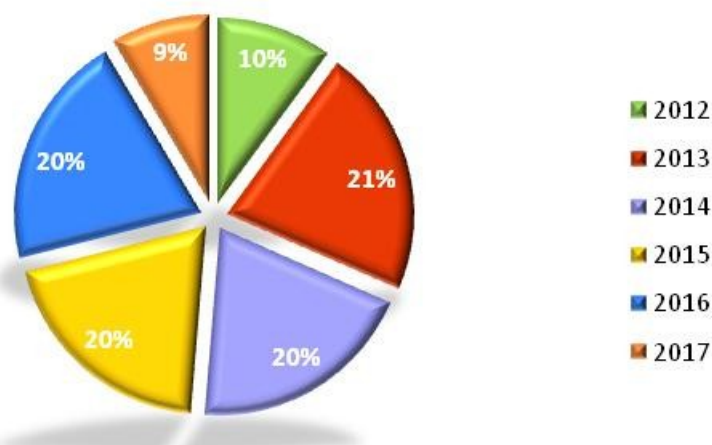


### Participations in Scientific Forums in Bulgaria and Erasmus

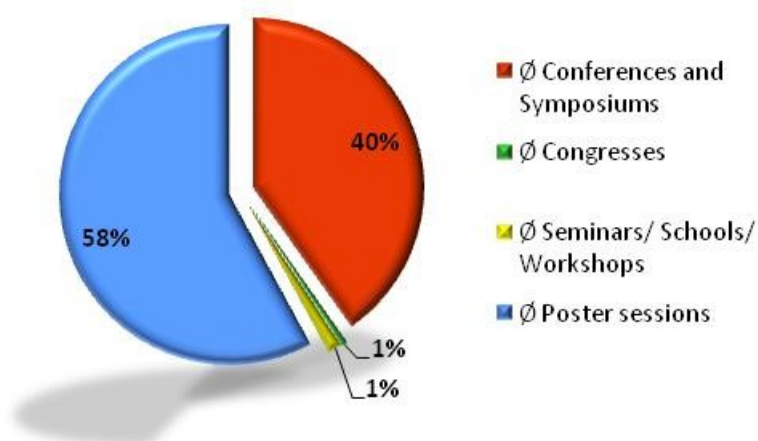
Description	2012	2013	2014	2015	2016	2017	Total
<b>Number of participations in scientific forums in Bulgaria (total) + Erasmus</b>	<b>76</b>	<b>163</b>	<b>150</b>	<b>150</b>	<b>154</b>	<b>65</b>	<b>758</b>
Ø Conferences and Symposiums	35	77	66	58	50	19	305
Ø Congresses	2	0	0	0	2	0	4
Ø Seminars/ Schools/ Workshops	4	4	2	0	0	0	10
Ø Poster sessions	35	82	82	92	102	46	439



**% of participations in scientific forums in Bulgaria (total) and Erasmus by years**



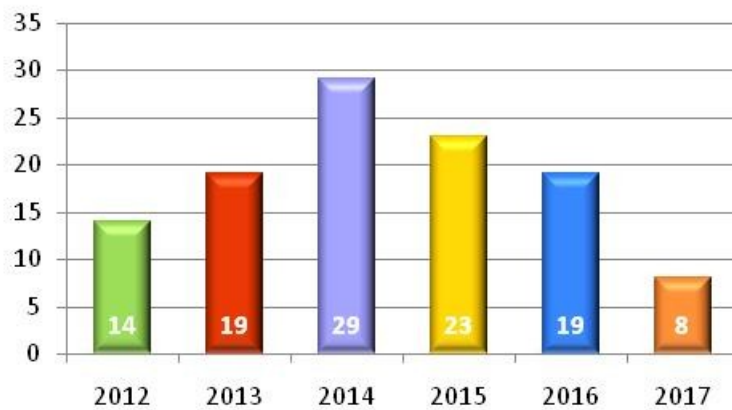
**% of participations in scientific forums in Bulgaria (total) and Erasmus by categories**



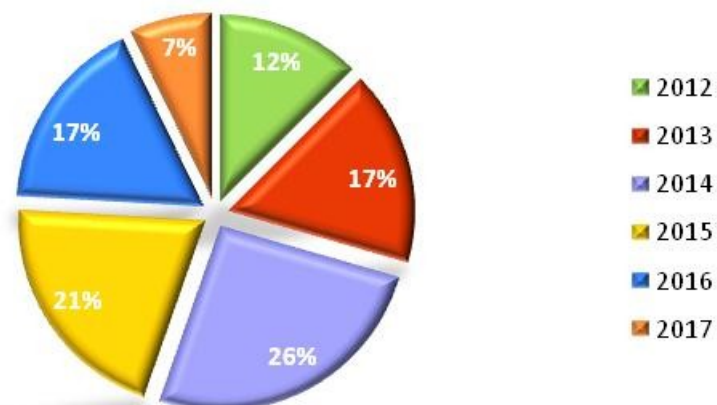
### Participations in Scientific Forums Abroad

Description	2012	2013	2014	2015	2016	2017	Total
<b>Number of participations in scientific forums abroad (total)</b>	<b>14</b>	<b>19</b>	<b>29</b>	<b>23</b>	<b>19</b>	<b>8</b>	<b>112</b>
Ø Conferences and Symposiums	13	12	28	21	16	8	98
Ø Congresses	0	4	0	1	1	0	6
Ø Seminars/ Schools/ Workshops	1	3	1	1	0	0	6
Ø Poster sessions	0	0	0	0	2	0	2

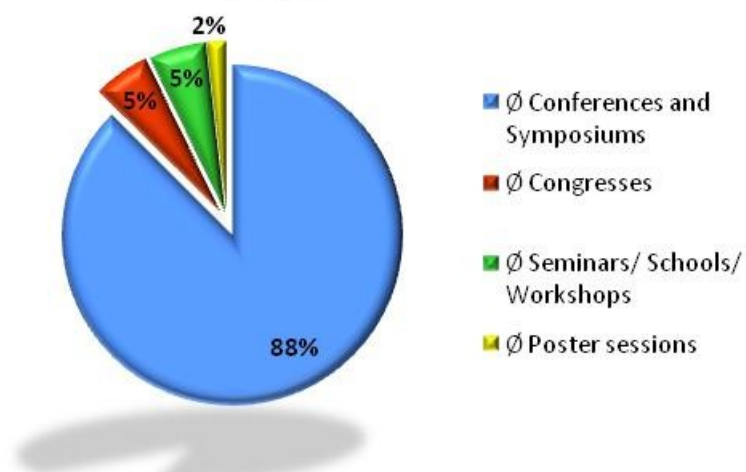
**Number of participations in scientific forums abroad (total) by years**



**% of participations in scientific forums abroad (total) by years**

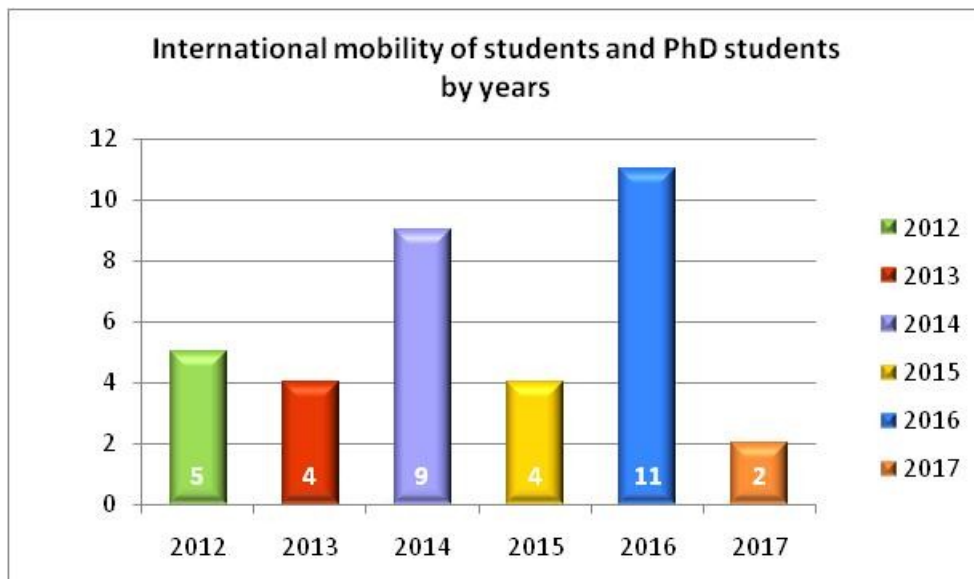
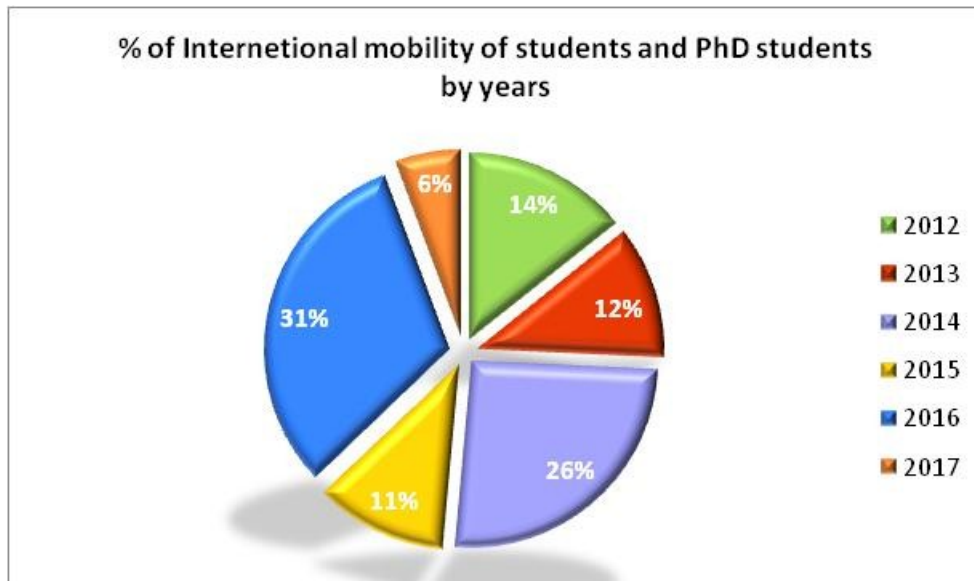


**% of participations in scientific forums abroad (total) by categories**



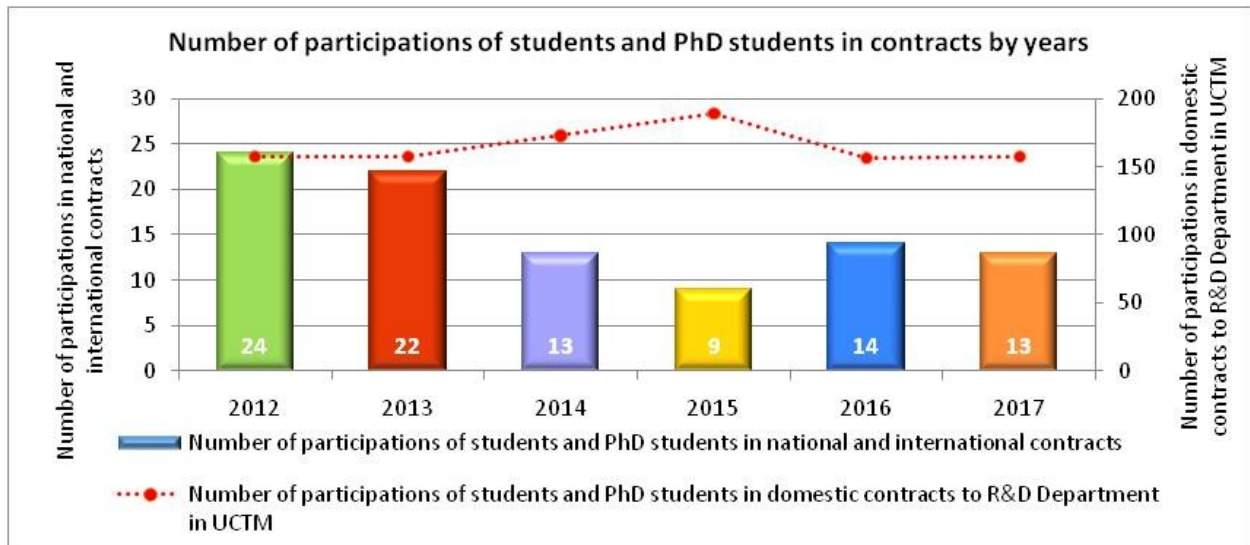
## Participations of Students and PhD Students in International Mobility

Description	2012	2013	2014	2015	2016	2017	Total
Ø International mobility	5	4	9	4	11	2	35

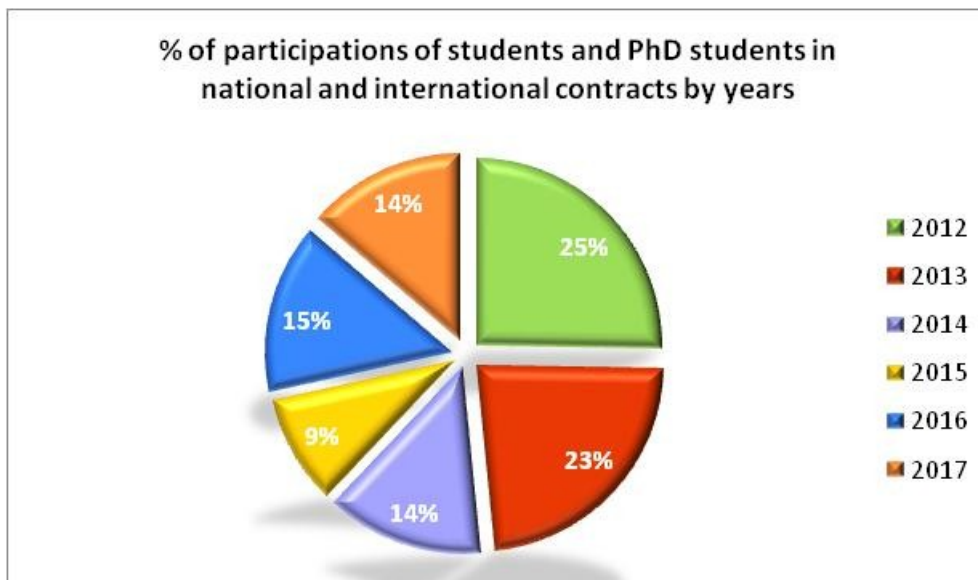


## Participations of Students and PhD Students in Contracts

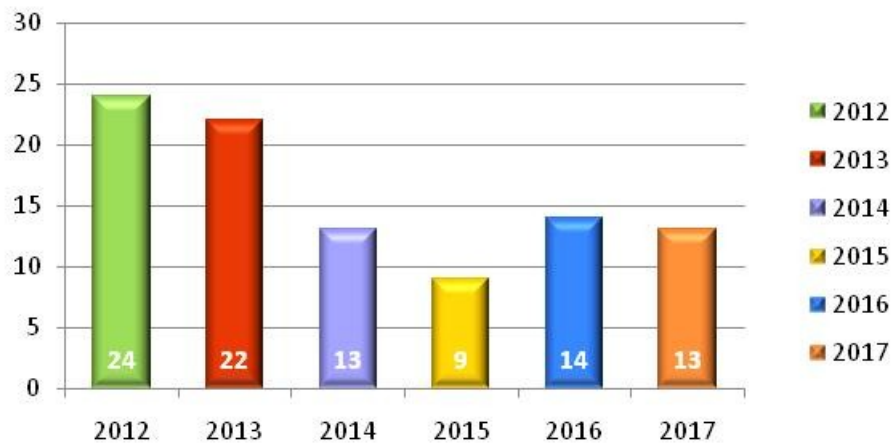
Description	2012	2013	2014	2015	2016	2017	Total
Number of participations of students and PhD students in national and international contracts	24	22	13	9	14	13	95
Number of participations of students and PhD students in domestic contracts to R&D Department in UCTM	158	158	173	189	157	158	993



## **Participations in National and International Contracts**

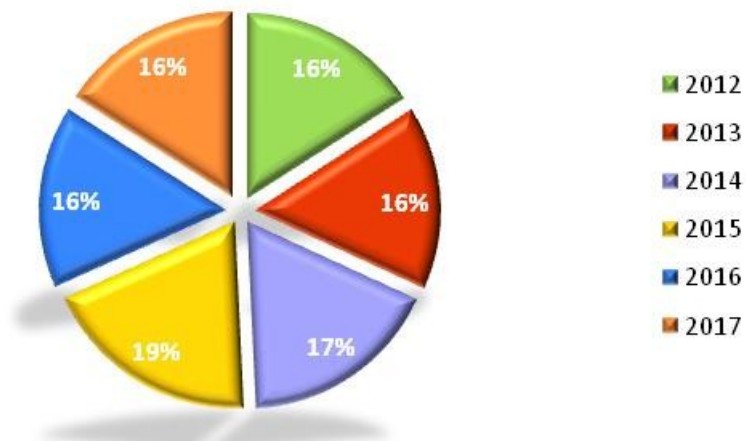


**Number of participations of students and PhD students in national and international contracts by years**



**Participations in Domestic Contracts to R&D Department in UCTM**

**% of participations of students and PhD students in domestic contracts to R&D Department in UCTM by years**



**Number of participations of students and PhD students in domestic contracts to R&D Department in UCTM by years**

